Christmas Picture Bingo (Cards 1–2)

No reading needed! The caller shows a picture card from page 3. Cover the matching picture with a paper circle, a cereal O or a button (ages 3+). Three in a row wins, or play “cover the whole card.”

B I N G O

Card 1

 candy cane	 gift	 cocoa
 Santa hat	 FREE	 cookie
 stocking	 tree	 snowman

B I N G O

Card 2

 tree	 stocking	 ornament
 mitten	 FREE	 candy cane
 cocoa	 star	 bell

Christmas Picture Bingo (Cards 3–4)

Four different cards, so four players can play at once (for bigger groups, play in pairs or print a second set). Slide cards into sheet protectors and use a dry-erase marker to play again and again.

B I N G O

Card 3

 mitten	 tree	 reindeer
 stocking	 **FREE**	 gingerbread
 candy cane	 cookie	 bell

B I N G O

Card 4

 snowman	 gift	 cookie
 star	 **FREE**	 tree
 cocoa	 stocking	 mitten

Bingo Caller Cards

Cut along the dashed lines, fold in half and pop them in a stocking or a hat. Pull one at a time, say the name and show the picture. Toddlers can be the “card puller”!



ornament



star



tree

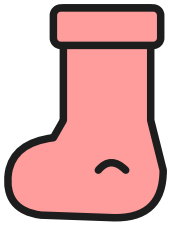

stocking



gingerbread



bell



snowman



candy cane



gift



mitten



reindeer

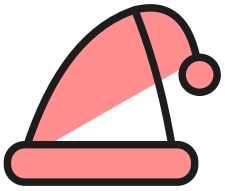

Santa hat



cookie



cocoa

Christmas Scavenger Hunt

Find each thing around your home and check the box (or put a sticker on it). Pre-readers follow the pictures; a grown-up reads the words. Bring your treasures back to the tree!

- ☐  Find something green
- ☐  Find something that sparkles
- ☐  Find a wrapped present (no peeking!)
- ☐  Find something that jingles
- ☐ 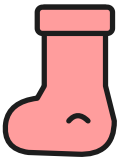 Find a stocking or a sock
- ☐  Find something soft and cozy
- ☐  Find something round
- ☐  Find something red and white
- ☐  Find your favorite cup
- ☐  Find something white
- ☐  Find an animal toy
- ☐ 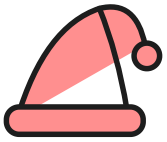 Find a hat to wear

🎁 Make it a team game

Pair a big kid with a little one: the big kid reads, the little one runs. Set a song as the timer, and everyone who finds 6 things gets a high five.

I Spy Christmas: Count & Color

Find each picture, count them and write (or dot) the number in the box. Then color everything in!





Roll & Draw a Snowman

Take turns rolling one die. Draw the snowman part that matches your number. You need a body first! The first player to finish their whole snowman wins. Younger players can skip the rules and draw any part they roll.


body (big circle)


head (small circle)


two eyes


carrot nose


stick arms


hat & scarf

Player 1: _____

Player 2: _____

Player 3: _____

Player 4: _____

Christmas Charades Cards

Cut out the cards. Pick one, then act it out with no words while everyone guesses. Little ones can act it out together with a grown-up. Every card has a picture, so non-readers can play too.



Fly like a reindeer



Melt like a snowman



Wrap a giant present



Grow into a Christmas tree



Bake cookies



Ring a jingle bell



Build a snowman outside

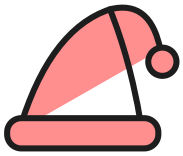

Be Santa: “Ho ho ho!”



Twinkle like a star



Sip hot cocoa (careful, hot!)

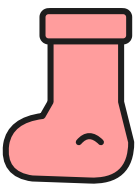

Hang your stocking



Skate on the ice

How to Run a Happy Kids' Game Time

🎄 Pick games by age

Ages 2–3: scavenger hunt with pictures, freeze dance, "find the jingle bell," snowball toss. Keep it short and let everyone "win."
Ages 3–5: picture bingo, charades with a buddy, I spy, pass the present, Santa says.
Ages 5–8: roll & draw, Minute-to-Win-It style challenges, bingo with a reader as caller, relay races.

⏱️ Keep it short

Plan 3–4 games of 5–10 minutes each. Start with a moving game, end with a calm one (bingo or I spy), and stop while everyone is still having fun.

🏆 Prizes without tears

Try "everyone gets a sticker" or let the winner choose the next game. For mixed ages, play in teams of a big kid plus a little kid. Little prize ideas: stickers, a coloring page, choosing the bedtime story, an extra cookie.

⚠️ Small parts & little mouths

Buttons, cereal, jingle bells and small candies are choking hazards for children under 3. For toddlers use big paper circles or large stickers as bingo markers, and stay close during play.

🎁 Ideas for this pack

Bingo (pages 1–3) works for class parties and family nights. The scavenger hunt (page 4) is perfect while dinner cooks. Roll & draw (page 6) and charades (page 7) are great for cousins at Christmas. Laminate or use sheet protectors to reuse everything.

More free printables and game ideas every week at **colorjoy.online**.