PAGE 1 · CLASSIC TEMPLATE · AGES 3–8

Disguise Tom the Turkey!

“Please hide me so nobody finds me on Thanksgiving!” Color, glue and decorate Tom into anything you like.



My turkey is disguised as a _____

Turkey Body (Add Your Own Feathers)

Glue on handprint feathers, paper strips, leaves, yarn or a whole costume. Big body = lots of room to decorate.



Tip: trace your child's hand on colored paper 5 times for instant feathers.

Disguise Pieces to Color, Cut & Glue

Grown-ups cut for little ones. Mix and match: a dinosaur with sunglasses is a very good disguise.

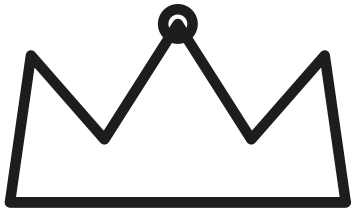

Crown



Dinosaur spikes



Unicorn horn



Hero mask

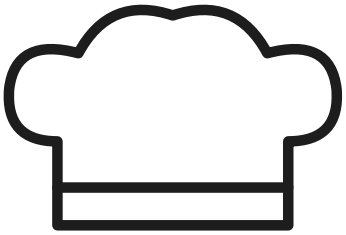

Chef hat



Sunglasses



Mustache



Bow

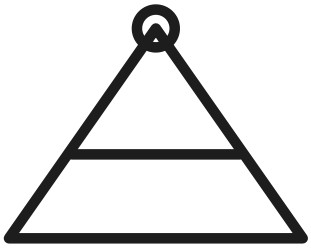

Party / wizard hat



Jersey stripe

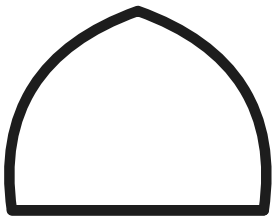

Helmet



Heart

My Turkey Disguise Plan

Circle or check one idea (or write your own). Then sketch it and list what you need.

- ○ Dinosaur
- ○ Unicorn
- ○ Superhero
- ○ Princess / prince
- ○ Monster truck
- ○ Pumpkin
- ○ Snowman
- ○ Chef
- ○ Scarecrow
- ○ Astronaut
- ○ Pirate
- ○ Our pet
- ○ Pizza slice
- ○ Mermaid
- ○ Football player
- ○ Ice cream cone

My sketch

What we need

Due date

Don’t Eat Me! I’m Not a Turkey...

I am a _____ !

Tell the farmer why you are NOT a turkey:

Younger kids: say it out loud and a grown-up writes the words.

Turkey Disguise Night-Before Checklist

Keep it simple, keep it theirs. A done project your child is proud of beats a perfect one.

- [ ] **Read the teacher's note**
  Size limits? Paper only? Due date? Must it be flat?
- [ ] **Let your child choose the idea**
  Offer 2–3 choices if they are stuck.
- [ ] **Print or trace the turkey**
  Cardstock holds glue and paint best.
- [ ] **Set out a small supply tray**
  3–5 materials is plenty: crayons, glue stick, paper scraps, cotton balls, yarn.
- [ ] **Color first, glue second**
  Dry crayon or marker before adding glued pieces.
- [ ] **Grown-up cuts, child decorates**
  Kid-safe scissors for preschoolers; supervise hot glue (or skip it).
- [ ] **Add the name and disguise**
  Write "My turkey is a ___" on the front or back.
- [ ] **Dry flat overnight**
  Lay on a cookie sheet; pack in a folder or large envelope.
- [ ] **Take a photo**
  It is a memory, and a backup if it gets squished.