PAGE 1 · AGES 3–5

Count, Circle & Color

Touch each picture as you count out loud. Circle the number that tells “how many.” Then color them!



Circle: 2 3 4



Circle: 4 5 6



Circle: 1 2 3

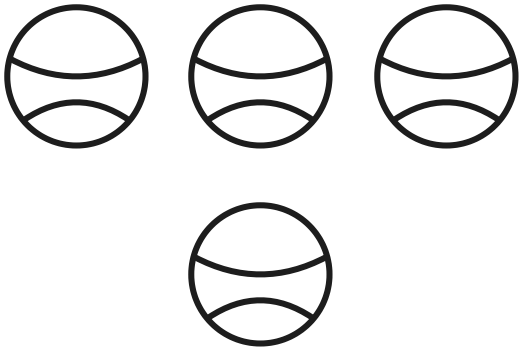

Circle: 3 4 5



Circle: 1 2 3



Circle: 5 6 7

PAGE 2 · CUT OUT · AGES 2–5

Number Cards 1–10

Each card shows the number and a ten-frame with that many dots. Use them to count snacks, match toys, put in order, or play “find the card.”

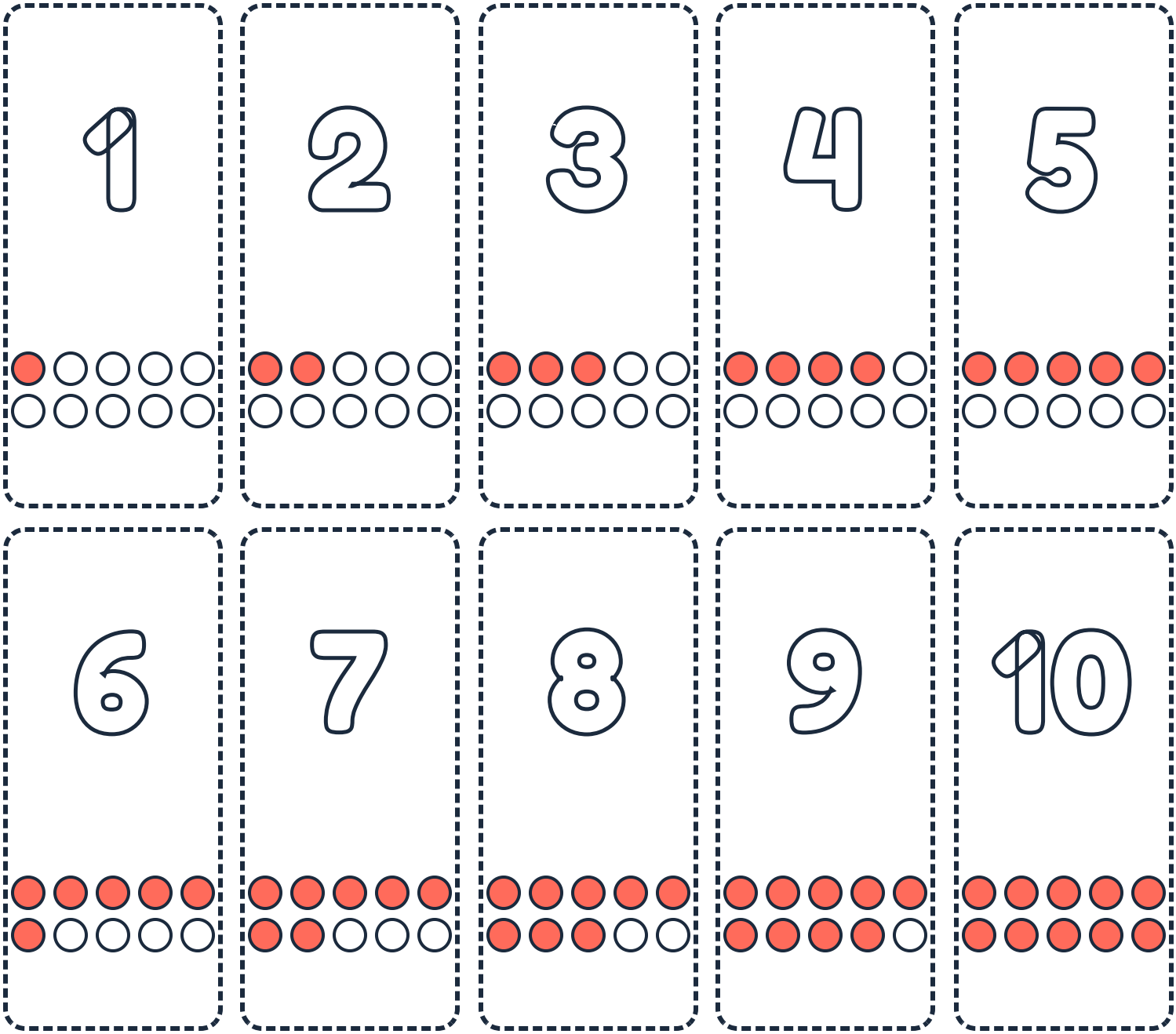

Ten-Frame Counting Mats

One object per box: crackers, buttons, toy cars, pom-poms (for kids who no longer mouth small things). Fill the top row first. “Five and two more makes seven!”

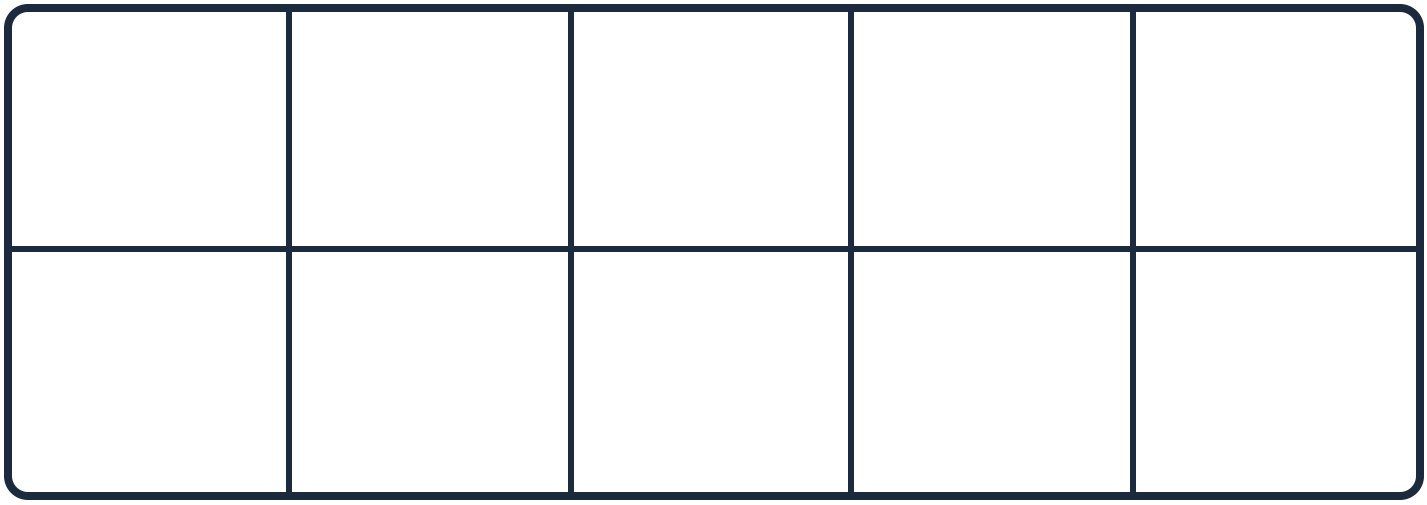

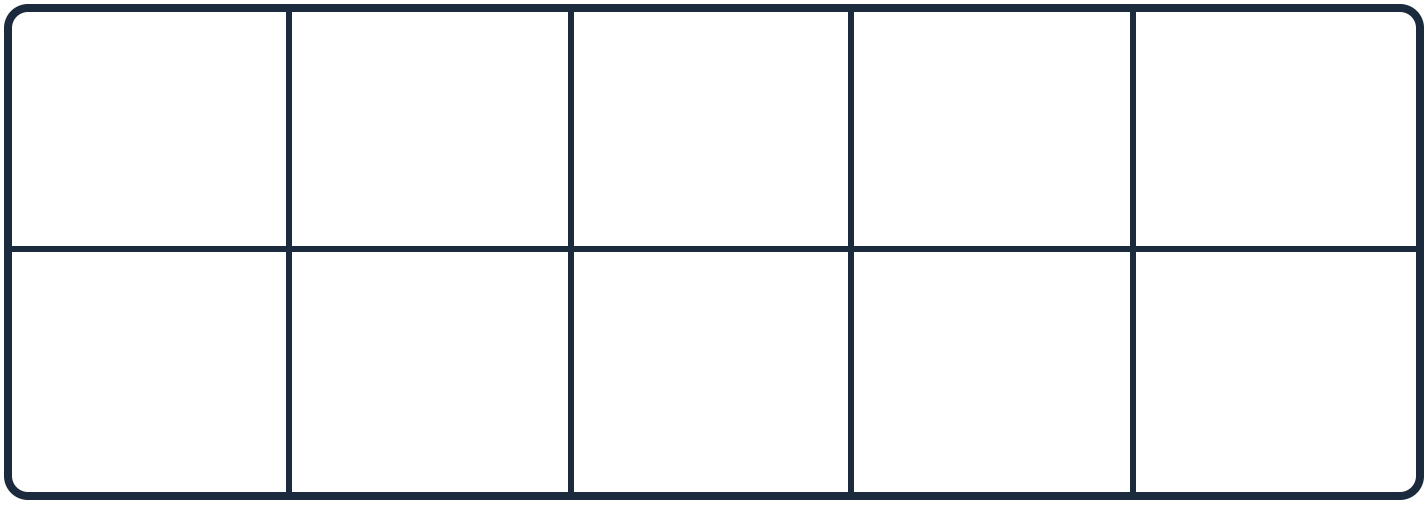

How many? _____ How many empty boxes? _____ Count again together to check!

Counting Treasure Hunt

Find each set at home and bring it (or point to it). Make one tally mark for each thing you count. Color the star when you finish a row.

1	spoon	_____	☆
2	socks	_____	☆
3	books	_____	☆
4	pillows	_____	☆
5	crayons	_____	☆
6	blocks	_____	☆
7	buttons	_____	☆
8	shoes	_____	☆
9	toys in a basket	_____	☆
10	steps or stairs	_____	☆

Count & Clip Cards

Cut out the cards. Count the pictures, then clip a clothespin (or put a sticker or coin) on the right number. Great for hand strength too.

